



PRODUCT RANGE

2022 Collections



Welcome

At Naturalis, the respect for people and the environment is a veritable work philosophy, a core value. For this reason, the company sources materials which assist in safeguarding the environment and attests Naturalis as a purveyor of products of eco-sustainable porcelain stoneware.

And it is no coincidence that the chosen factory for production was the first porcelain stoneware manufacturer in the world to obtain the ISO 14001 certification (1998), a testament to the belief that is possible to combine industrial development, quality improvement and environmental sustainability.

Moreover, Naturalis porcelain stoneware products can be used by planners following the guidelines of the Green Building Council and can contribute to the LEED certification (Leadership in Energy and Environmental Design) of buildings.

In light of this, the factory made the decision to offer a wide range of porcelain stoneware tiles containing a considerable percentage of recycled material, in order to reduce the exploitation of virgin raw materials and reduce the production of waste.





CONTENT :

4. AEXtra 20 Porcelain

6. Stone Look

- 7. Core
- 9. E.Motions
- 11. Key_Mood
- 13. Portraits
- 15. Shapes of Italy
- 17. Tale

20. Quartz Look

- 21. Clash
- 23. Eikon
- 25. Quartz Essence
- 27. Roxstones

30. Wood Look

- 31. Arthis
- 33. Extra-C

- 35. Hike

- 37. Life
- 39. Meet
- 41. Vibe

44. Metal Look

- 45. Alchemy

47. Concrete Look

- 48. Built
- 50. I-Mat
- 52. Join
- 54. Materica
- 56. One

59. AEXtra 30 Porcelain

60. Contract Range

65. Specialist Services

69. Touchstone Flooring

72. Composite Decking

- 73. HD Dual
- 74. HD XS
- 75. HD Deck 3D
- 76. HD Deck XS Fire
- 77. HD Deck Pro
- 78. HD Clad Pro

80. Grad

81. ZeroDeck

82. Adjustable Pedestal Systems

84. Balustrades



AEXTRA20

Open your style

The Aextra20 porcelain stoneware tile collection in extra thickness is designed to significantly broaden the horizons of outdoor design.



AEXTRA20

Sizes & Solutions



Installation onto grass



Installation onto gravel/sand



Raised installation



Installation with adhesives


20mm



120x120

60x120

30x120



90x90

60x90

45x90

80x80

60x60



STONE LOOK


From the most sophisticated and popular natural stones, a range of porcelain tile collections that is ideal to inject character and personality into your design ideas.



CORE


The charm of nature has never been so deep

A powerhouse of strength and purity that comes directly from the center of the Earth, Core encompasses the beauty of stone that is loved by all. A true replication of a natural material, this porcelain stoneware collection is refined, elegant and ideal for adding a precious feel to any surface.






Colours & Sizes




Original




Island



Ancient




Tephra




Scot

20mm



60x120



90x90



60x60



E.MOTIONS

Emotions in movement

The Aextra20 porcelain stoneware tile collection in extra thickness is designed to significantly broaden the horizons of outdoor design.

E.MOTIONS

Sizes & Solutions



Sandy White
60x60



Warm Beige
60x60



Urban Grey
60x60



Trendy Black
60x60



THE ADVANTAGES OF AEXTRA20



SINGLE-PIECE



ECO-SUSTAINABLE



FIRE PROOF



FROST PROOF



WEAR RESISTANT



RESISTANT
TO SALTS



ANTI-SLIP



RESISTANT
TO LOADS



RESISTANT TO
THERMAL SHOCK



RESISTANT TO
MOULD & MOSS

ADVANTAGES OF DRY-SYSTEM INSTALLATION



QUICK & EASY
TO INSTALL



AVOID BREAKS
& CRACKS



CORRECT
DEFECTS




RE-USABLE



EASY TO INSPECT
& REMOVE


Gardens, swimming-pools and commercial spaces become the ideal places to give shape and substance to the most wide-ranging planning ideas and to conceive original solutions that amplify the emotions of outdoor living. Aextra20 is the choice to best raise the level of planning in the outdoors, redesigning the boundaries and giving full scope to personal style.



KEY_MOOD

Shaping your project

Key_mood has an understated appearance that is packed with details, ideal for architecture and design projects, as well as for everyday living environments.




KEY_MOOD


Colours & Sizes




Cotton



Canvas




Smoke



Air



Shade




The collection is comprehensive, organic and ambitious, with a classic colour palette spanning a broad range of sizes and finishes, for both indoor and outdoor use. The collection is distinguished by a delicate, light and harmonious pattern, which liaises with the background, giving rise to a modern, prized look, capable of making its surroundings truly unique.



PORTRAITS


Collection of beauties

Portraits is a collection in porcelain stoneware developed at the end of a journey of discovery into 6 stones that are uniquely different in their way of being and their look, but that all share a common, instinctive beauty and extraordinary strength of spirit.



PORTRAITS


Colours & Sizes




Comblanchien




Faro




Tozeur



Versilia



Kirkby




Strombou

20mm




60x120



60x90




60x60



SHAPES OF ITALY


A new Italian renaissance

Italy is a unique country in the world, one of absolute beauty, conveyed through its very attractive materials.




SHAPES OF ITALY

Colours & Sizes




Beola Reale




Itria




Monviso




Sestriere



Iulia



Lavis




Gardena

“Shapes of Italy” is inspired by seven natural stones that have characterised the history of Italian art and architecture. Thanks to the innovative design of its ceramic slabs, the collection brings a contemporary elegance to living spaces.

20mm



120x120



60x120



80x80



60x60



TALE

Every story is your story

The Aextra20 porcelain stoneware tile collection in extra thickness is designed to significantly broaden the horizons of outdoor design.



Sizes & Solutions



Classico Contro
60x60



Silver Contro
60x60

Urban Grey
60x60

Trendy Black
60x60



THE ADVANTAGES OF AEXTRA20



SINGLE-PIECE



ECO-SUSTAINABLE



FIRE PROOF



FROST PROOF



WEAR RESISTANT



RESISTANT
TO SALTS



ANTI-SLIP



RESISTANT
TO LOADS



RESISTANT TO
THERMAL SHOCK



RESISTANT TO
MOULD & MOSS

ADVANTAGES OF DRY-SYSTEM INSTALLATION



QUICK & EASY
TO INSTALL



AVOID BREAKS
& CRACKS



CORRECT
DEFECTS



RE-USABLE



EASY TO INSPECT
& REMOVE

Gardens, swimming-pools and commercial spaces become the ideal places to give shape and substance to the most wide-ranging planning ideas and to conceive original solutions that amplify the emotions of outdoor living. Aextra20 is the choice to best raise the level of planning in the outdoors, redesigning the boundaries and giving full scope to personal style.



Stone Look: Core



QUARTZ LOOK



From the most sophisticated and popular natural stones, a range of porcelain tile collections that is ideal to inject character and personality into your design ideas.



CLASH

Strong by nature

Age-old quartzite, forged by primeval natural forces, is the inspiration for a new ceramic material.






Colours & Sizes




Spirit




Soul



Essence



Nature



Wish

20mm



60x90



60x60

Clash is the ideal product for combining the impulsive beauty of stone with the unparalleled performance of Caesar porcelain stoneware.



EIKON


Natural inspiration

Caesar elaborates the timeless beauty of stone, enriching it with technical features in terms of resistance over time. Ideal for plans requiring high performance products.






Colours & Sizes




Gea



Aeras



Titanio




Grafitis

∨
20mm
^



45x90



60x60



QUARTZ ESSENCE


Nature, inside and out

The beauty of the finest alpine quartzites is given a new lease on life in a stoneware interpretation with a contemporary twist.




QUARTZ ESSENCE


Colours & Sizes




Flake



Nest



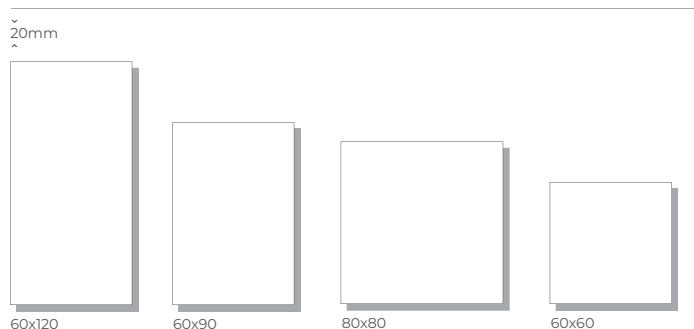
Rocky



Burnt



Wild



Quartz Essence uncovers the myriad facets of uncontaminated natural stone. A collection underpinned by versatility, which always finds the best design concept to suit individual requirements thanks to its extensive array of solutions for both indoor and outdoor settings.



ROXSTONES

All the beautiful things

All the beauty of quartzite and the versatility of porcelain tiles find space on your furnishing projects.






Colours & Sizes



White quartz



Golden stone




Silver gray

20mm
^



60x120



60x60



Quartz Look: Roxstones



WOOD LOOK

The infinite differences in shade of a material with an elegant appeal, featuring natural variations or treated and vintage versions, offering you the opportunity to combine comfort with performance.



ARTHIS

Woods and crafts

The noble arts that transformed woodworking into a master's craft are the inspiration for an extraordinarily beautiful collection of porcelain stoneware.



Colours & Sizes

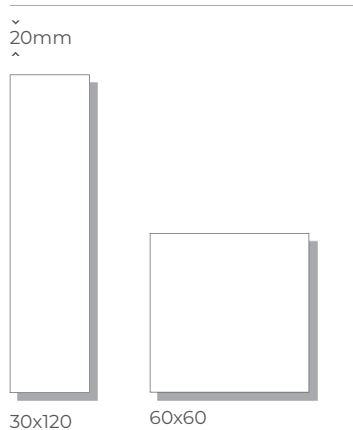


Vapor



Natur

Arthis nourishes with new life the capacity to turn a natural material into the skill of the artisan, to bring warmth and elegance to any design context.





EXTRA-C

Broaden your horizons


The Aextra20 porcelain stoneware tile collection in extra thickness is designed to significantly broaden the horizons of outdoor design.

EXTRA-C


Sizes & Solutions



Honey
30x120



Pepper
30x120



Nuage
30x120

20mm
^



30x120



THE ADVANTAGES OF AEXTRA20



SINGLE-PIECE



ECO-SUSTAINABLE



FIRE PROOF



FROST PROOF



WEAR RESISTANT



RESISTANT
TO SALTS



ANTI-SLIP



RESISTANT
TO LOADS



RESISTANT TO
THERMAL SHOCK



RESISTANT TO
MOULD & MOSS

ADVANTAGES OF DRY-SYSTEM INSTALLATION



QUICK & EASY
TO INSTALL



AVOID BREAKS
& CRACKS



CORRECT
DEFECTS




RE-USABLE



EASY TO INSPECT
& REMOVE

Gardens, swimming-pools and commercial spaces become the ideal places to give shape and substance to the most wide-ranging planning ideas and to conceive original solutions that amplify the emotions of outdoor living. Aextra20 is the choice to best raise the level of planning in the outdoors, redesigning the boundaries and giving full scope to personal style.



HIKE

Your natural architecture

Warmth, harmony, natural elegance: Hike is the porcelain stoneware that surrenders to the irresistible charm of wood to give your spaces a cosy and positive mood.






Colours & Sizes




Light



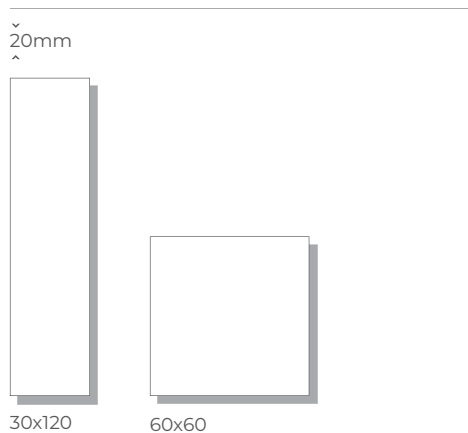
Nuance




Lodge



Lumber



Surfaces with delicate shades, which are always near to your everyday life, which live and breath in harmony with you, to make you feel at the centre of your ideal world.



LIFE

Living a natural mood

Life enhances the pleasure of natural spaces. It's the joy of living amongst warm and welcoming atmospheres. Day in, day out.





Colours & Sizes



Oak




Nordic



Noce



Walnut

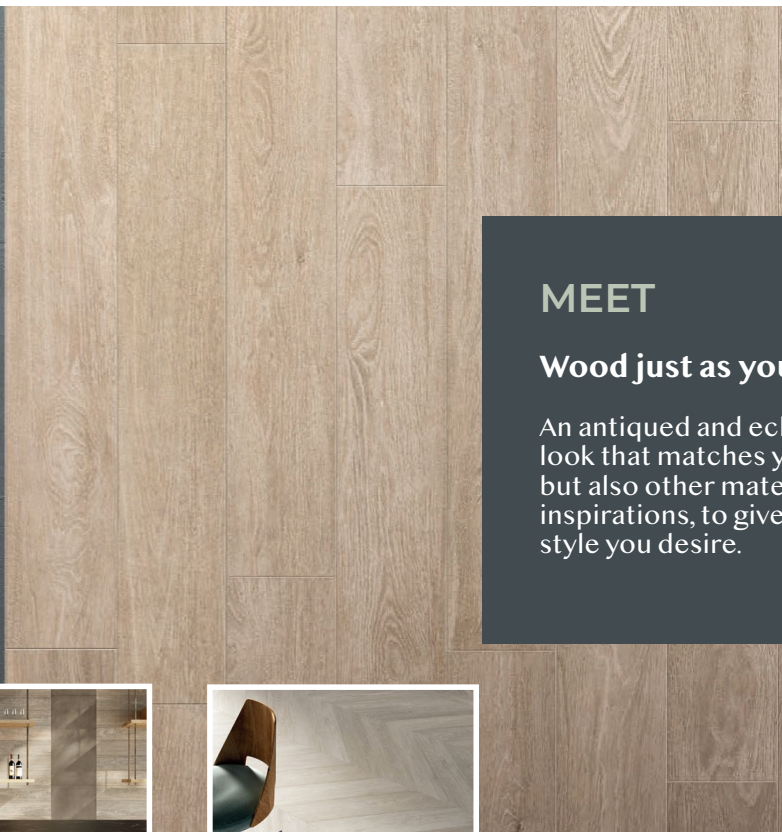


Moro

20mm




30x120



MEET

Wood just as you like it

An antiqued and eclectic wood look that matches your taste, but also other materials and inspirations, to give rise to the style you desire.






Colours & Sizes




Scandi White



Chic Beige



Allure Hazel




Eclectic Brown


20mm



30x120



80x80



60x60



VIBE

Floor & wall dress

Vibe is a material that's a lively reflection of our character. Where everything else ends, our home starts, ready to embrace us each day.





Colours & Sizes




Rovere



Quercia



Cinder



Frost

20mm



30x120



60x60




Wood Look: Life



METAL LOOK




Featuring the iridescent charm of metals and the latest design trends, various suggestions to distinguish your projects with a seductive and surprising soul.



ALCHEMY

Turning metal into style

Alchemy lights up living spaces with its intense colours, its decisive chromatic variations, rich in shades.




ALCHEMY

Colours & Sizes




Frozen




T.C. Mint




Argent



Navy



Magnet



Copper




~
20mm
^



60x60

Captivating and contemporary, Alchemy explores the beauty of metal, following the unpredictable paths and surprising colours that oxidation creates on its surface.



CONCRETE LOOK


Collections designed to enhance your creativity, with a variety of inspirations: from the thousand souls of concrete to the tradition of Venetian Terrazzo, including resin and cotto.



BUILT


Contemporary surfaces

BUILT is the interpretation of concrete beyond its main function as a building material.






Colours & Sizes




Dam




Path



Yard




Sidewalk



Block

20mm




120x120



90x90

Cement has emerged as a new trend for interior surfaces as well as exterior spaces. BUILT is the expression of concrete in a contemporary style.



I-MAT

Industrial material

Industrially-sourced materials have always inspired and distinguished the world of design and architecture.







Colours & Sizes



Ratio



Area



Rule




Square




Cube

20mm



80x80

I.MAT is the acronym of “industrial material”, that is to say industrial material par excellence, to achieve that “industrial” look combined with the superior performance of Caesar porcelain tiles. I.MAT conveys the contemporary charm of concrete to porcelain tiles, giving life to a material that generates suggestions with a huge visual impact.



JOIN


Suits you better

The design idea is to combine the modernity of cement with the elegance of resin in one product. A collection of premium-quality porcelain. Smooth surfaces, versatile use.







Colours & Sizes




Glare




Candle




Wing



Levity




Manor



Plume



Chimney



Spice




Verve



Ink

~
20mm
^




60x60



MATERICA


Design & tradition

The warmth of cotto, combined with the neutral colours of concrete, makes for a porcelain tile collection with two souls. Discover the many styles and combinations.




MATERICA

Colours & Sizes



Anthracite




Polvere



Grigio




Bianco



Corda



Ocra



Terra

~
20mm
^



80x80


Materica is about inclusions, imperfections and colour accents, all of which give it a unique, artisan aesthetic while the warm and modern colours offer an urban feel. A brand new style for spaces, whether architectural or the everyday.



ONE


Style makes room for itself

A surface characterised by soft and engulfing shades that gives the space a warm, natural and elegance atmosphere.






Colours & Sizes




Gesso




Rope




Cement



Mud



Ground



Indigo

~
20mm
^



90x90



60x60

With the minimal allure of cement and the warmth of terracotta, a pure and clean space with a welcoming atmosphere can be brought to life.



Concrete Look: Built



AEXTRA30

Urban & outdoor solutions

Products of the AEXTRA30 range combine excellent technical performance in terms of resistance and stability with all the value of Italian ceramic design. For this reason, they are the ideal solution for public spaces such as sidewalks, courtyards, and bicycle lanes.





CONTRACT RANGE

**A premium thickness
of 20mm**

In sizes 60x60 and 45x90 cm
with anti-slip R11 C finish
allows for the creation of urban
design projects with excellent
technical and aesthetic
performance.

CONTRACT RANGE

Colours & Sizes



SLAB khaki



SLAB coke



GRAUSTEIN



FULL shadow



FULL fossil

~
20mm
^



45x90



60x60

FULL fossil and FULL shadow only available in 60x60

CONTRACT RANGE

Premium thickness



SLAB coke



FULL shadow



SLAB coke

A premium thickness of 20 mm in sizes 60x60 and 45x90 cm with anti-slip R11 C finish allows for the creation of urban design projects with excellent technical and aesthetic performance.



Contract Range: FULL fossil

INDOOR PORCELAIN

We can also supply some ranges as indoor porcelain, such as Materica, Meet, Core and Quartz Essence. Please see the separate pages for these in this brochure.

All indoor porcelain can be sourced for you from the manufacturer - Caesar.IT - by Naturalis-UK. Talk to us for more information.

THE CHARM OF NATURE
has never been so deep



SPECIALIST SERVICES

Pools coping & drainage



BESPOKE POOL COPING

Our pool surround service allows for the creation of pool copings cut from a vast range of porcelain with a bull nosed edge detail that can fit any shape of pool to suit both new build and refurbishment projects. This will create a seamless and elegant surround with all the design and technical benefits of using Italian porcelain paving including slip resistance of R11 A + B + C.



POOL DRAINAGE CHANNELS

Infinity pool drainage can produce a visible border to a swimming pool and can aesthetically break the continuous finish of the pool surround. Naturalis can offer bespoke cutting and manufacture of covers to match any selected porcelain tile from our range.

SPECIALIST SERVICES

Edging & bespoke drainage



BULLNOSED EDGING

Bullnose tile is recognizable because of its characteristic rounded edges. It's viewed as an edge treatment or trim piece and is often used to cover corners or frame the perimeter of a tile design. This eliminates sharper angles and unfinished tile sides from being visible on your floor or wall.



BESPOKE DRAINAGE

Drainage channels through a large paved area or around a swimming pool can look unsightly. At Naturalis we can provide solutions to reduce the visual impact of drainage by providing porcelain covers made to measure and with a substantial range of designs to fit all products such as ACO. This allows for a continuous final finish without unsightly drainage covers.

SPECIALIST SERVICES

Steps & raised flooring



STEPS

Naturalis porcelain step system is a functional, appealing and durable solution for the creation of stairs, steps and edges and represents a valid alternative to the use of natural stones. The 20mm thickness ensures tremendous resistance to loads and thermal shock, thus reducing the risk of cracking and breakage to a minimum, but also guarantees maximum functionality.



RAISED FLOORING

We can design and provide solutions for outdoor and indoor spaces that require invisible housing of irrigation pipes, electrical cables and drainage utilising slabs in 20mm thickness. Our partnership with Buzon allows for the creation of raised floors with outstanding technical performance, to support all design styles for both indoor and outdoor projects.

SPECIALIST SERVICES

Engraving & bespoke logos



ENGRAVING

With the latest water jet cutting technology we can produce a near limitless array of engraving options whether it is to add slogans, thoughtful phrases, signs or just artistic designs to floors and walls, Naturalis can offer this specialist service to personalise any space.



BESPOKE LOGOS

Create that initial first impression by utilising our cutting facilities to produce your logo in porcelain as a feature of any reception area which can be laid into the flooring or even mounted onto a wall. With the ability to cut even the most intricate of designs we ensure that the finished look will provide an attractive alternative to any standard branding options.

TOUCHSTONE FLOORING

Low Maintenance
Domestic & Commercial Use
Colour Stable & Waterproof
Fire Resistant



AUTHENTIC WOOD GRAIN WATERPROOF FLOORING SYSTEM

Touchstone Flooring is a luxury interior flooring system, with a true-grain wood appearance. The textured 3D surface gives the look and feel of natural wood but without any of the disadvantages of solid or engineered wood floorings.

TOUCHSTONE FLOORING

Low maintenance, great looking floor



Suitable for use throughout your home, Touchstone Flooring is waterproof, resistant to indentation and colour stable. The boards feature an acoustic underlay to absorb and suppress household sounds, making it the ideal application for your bathroom, kitchen and living areas.

The patented one piece drop-lock installation system eliminates the need for specialist tools, allowing consumers and installers much easier and faster installation. With underlay included, the flooring is ready to go as soon as it is delivered to your home.



Touchstone Flooring

COMPOSITE DECKING

Environmentally Friendly
Socially Responsible
Low Maintenance
Looks Great!



A TRADITIONAL LOOK USING MODERN TECHNOLOGY

Combining FSC 100% certified hardwood timber with recycled plastic, our composite decking and fencing products offer the traditional look and feel of timber, with the attractive benefits the inclusion of plastic has to offer. For a longer-lasting, low maintenance alternative to timber look no further.

Composites contain the equivalent of over 3,000 recycled plastic bottle caps.

HD DECK DUAL

Un-rivalled likeness to timber



HD Deck Dual's decking boards have an unrivalled likeness to timber which really sets it apart from other composite decking available. The natural wood grain not only looks great, but also offers maximum performance against stains and fading.

The dual-sided composite decking board offers two colour options in one, providing the opportunity to lay a deck with contrasting colours to create a bespoke finish.

HD Deck Dual takes composite decking boards to the next level with its 'capped' design, creating a protective layer that offers increased protection against fading and the elements for an extra long life.

HD DECK XS

For a superior deck



HD Deck XS composite decking utilises wood plastic composite technology for a superior deck that's a low maintenance and durable alternative to traditional timber decking.

Made of FSC 100% hardwood flour and recycled plastic along with UV light absorbers and anti-oxidants, to produce a high quality decking, which outperforms traditional treated timber.

Our composite deck boards can easily replace worn, timber boards and use the existing frame.

HD DECK 3D

Deeply textured decking



HD Deck 3D has a deeply textured 3D surface creating unparalleled characteristics to mimic natural timber. Ethical, long lasting and low maintenance alternative to timber, featuring an un-rivaled likeness to real timber with maximum performance.

The collection features a unique colour mix that runs throughout each board enhancing the authentic look of the wood grain. Our True Grain Colour System ensures no two boards look the same. The reverse side of the boards includes a grooved design – two designs available on one board!

HD DECK XS FIRE

B Fire Rated Deck Boards



HD Deck XS Fire offers the construction industry a B Fire Rated board, providing peace of mind to developers, designers and contractors alike.

Made of FSC 100% hardwood flour and recycled plastic along with UV light absorbers and anti-oxidants, to produce a high quality decking, which outperforms traditional treated timber.

Composite decking utilises wood plastic composite technology for a superior deck that's a low maintenance and durable alternative to traditional timber decking. Our composite deck boards can easily replace worn, timber boards and use the existing frame.

HD DECK PRO

Extra-Wide Decking



For premium extra-wide decking that delivers luxury.

HD Deck Pro features a traditional wood grain that will add quality and style to any outdoor living space, and is the only 200mm wide capped composite decking in the UK. Available in two designer shades.

HD Deck Pro features a protective capped layer and is dual-sided, offering a reversible two-colour option. This provides the opportunity to lay a deck with contrasting colours to create a bespoke finish.

HD CLAD PRO


Composite Cladding



Wood grain composite cladding system offering long lasting, natural facades for handsome exteriors.

HD Clad□ Pro exclusively uses FSC□ 100% certified hardwood flour and recycled plastic which combine to produce a high quality finish and incredible durability that outperforms traditional timber.

Available in a selection of colours, there is no need to paint or treat your composite cladding, meaning you can enjoy it year after year without any fuss. HD Clad□ Pro offers a range of complementary trims to complete your cladding project.



Composite Decking: HD Deck XS

INTRODUCING: GRAD

The invisible clip-based system



Grad is an invisible clip-based system for the rapid installation of flawless, 'hidden-fix', screw-free decking. Supplied as individual components or as a complete system of pedestals, rails, and boards, Grad is an efficient and economical choice for decked areas of any size.

The unique patented clip system at the heart of the Grad system means that decks can be installed up to 50% faster than competing products or traditional methods. Once installed, a Grad deck will resist 300 Kgs of uplift, however individual boards can be easily removed without any damage to itself or surrounding boards (a common issue with other hidden-fix systems).

ZERO-DECK

Non-Combustible Decking



ZeroDeck is the non-combustible deck board you've been waiting for! For too long, timber alternatives have been limited and haven't always provided the right aesthetic. ZERO-DECK from Alfresco Floors changes all that, giving you and your clients a beautiful finish that can be used in any setting, including those that require maximum fire safety.

Engineered from mineral composite, ZERO-DECK has been specifically designed to meet the need for non-combustible materials for balconies and other areas requiring Class A-rated products. Available in two colours, ZERO-DECK offers a quality alternative to timber substitutes; slip-resistant and splinter-free, it feels good underfoot and stays cool even on the hottest of days.



ADJUSTABLE PEDESTAL SYSTEMS

Adjustable pedestal systems
for the construction industry



BUZON

Buzon is the world leader in the manufacture and distribution of adjustable pedestal systems for the construction of raised floors, external terraces (paving and decking)

DPH Pedestals

Adjustable support pedestals for floors, walkways, terraces and plant room floors

Buzon pedestals have been used successfully throughout the world on a wide range of prestigious architectural projects. The versatility of the system means that they can be used easily for a small roof top terrace or for a large commercial installation.

Buzon is geared towards giving the specifier not just a product that meets and exceeds the required specification, but technical and on-site support that ensures the installation proceeds on spec, on time and on budget.

BC Pedestals

Adjustable pedestal for any type of terrace or raised floor

The Buzon BC pedestal range has an adjustable height of 28 to 1120mm plus a multi-angle head and is suited to a range of joint and slab dimensions allowing them to be used with non-standard paving slabs.

The BC pedestal adopts a new method of spacer tabs to separate pavers, inspiring creative architecture with unlimited possibilities.

PB Pedestals

Adjustable pedestal for any type of terrace or raised floor

The PB pedestal is Buzon's latest pedestal range. Fully adjustable from 28 to 955mm, PB pedestals are perfect for creating commercial and residential spaces.

Its ergonomic design makes the PB pedestal easy to adjust and allows quick and reliable installation. The enlarged surface of the head of the PB pedestal is specially adapted for the laying of very thick ceramic tiles, concrete and natural stone pavers, or a floor made of wooden or composite boards.




BALUSTRADE SYSTEMS

**Low maintenance
& long life**


Supplied in kit form, it is ready to fit for an easy installation and offers an attractive, stylish and low maintenance solution.




Colours Available




White




Cream




Golden Oak



Dark Green



Anthracite Grey



Rosewood



HAVE IT JUST YOUR WAY

Our balustrades can be provided with glass and top rail, glass without top rail and glass with clamps.


GLASS COLOURS



Clear



Grey tint



Blue



Bronze

Our glass panels also come in a range of colours and styles.

HAVE SOME
PRIVACY



PRIVACY PANELS & FROSTED GLASS

Our privacy panels or frosted glass panels act as a visual barrier (ALL tinted colours can be frosted). This works particularly well if you'd rather your outdoor living space be more private, for example around a hot tub.



Balustrades



Get In Touch

Telephone:

Jersey 01534 530326

Guernsey 01481 529993

email: sales@naturalis-uk.com

www.naturalis-uk.com